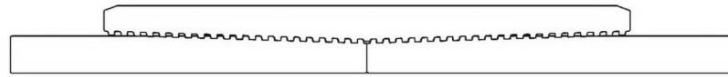




Keeping You Connected.

Precision Connections BK

9.625 in. 40 lb/ft P-110 with 10.625 in. Coupling OD



SEMI
PREMIUMCONNECTIONS
FIELD TESTED. FIELD PROVEN.

Pipe Body

Nominal OD	9.625	inches
Nominal Weight	40.00	lb/ft
Wall Thickness	0.395	inches
Plain End Weight	38.94	lb/ft
Drift	8.750	inches
Nominal ID	8.835	inches
Grade	P-110	
Min Yield	110,000	lbf/in ²
Min Tensile	125,000	lbf/in ²
Critical Section Area	11.454	in ²
Pipe Body Yield Strength	1260	kips
Min Internal Yield Pressure	7,900	psi
Collapse Pressure	3,480	psi

Connection

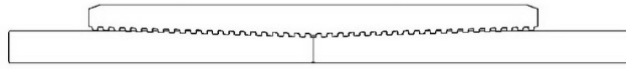
Coupling OD	10.625	inches
Coupling Length	9.625	inches
Make Up Loss	4.813	inches
Critical Section Area	18.558	in ²
Internal Pressure Rating	100%	
External Pressure Rating	100%	
Tension Efficiency	100%	
Connection Strength	1260	kips
Compression Efficiency	100%	
Uniaxial Bend Rating	47.4	° / 100 ft
Min Make Up Torque	10,000	ft-lbs
Yield Torque	74,850	ft-lbs



v1.2

7/26/2018

This documentation contains confidential and proprietary information not to be reproduced or divulged in whole or in part to anyone outside of your company without prior written authorization from Precision Connections, LLC, and such documentation and information is provided to you upon such conditions of confidentiality.



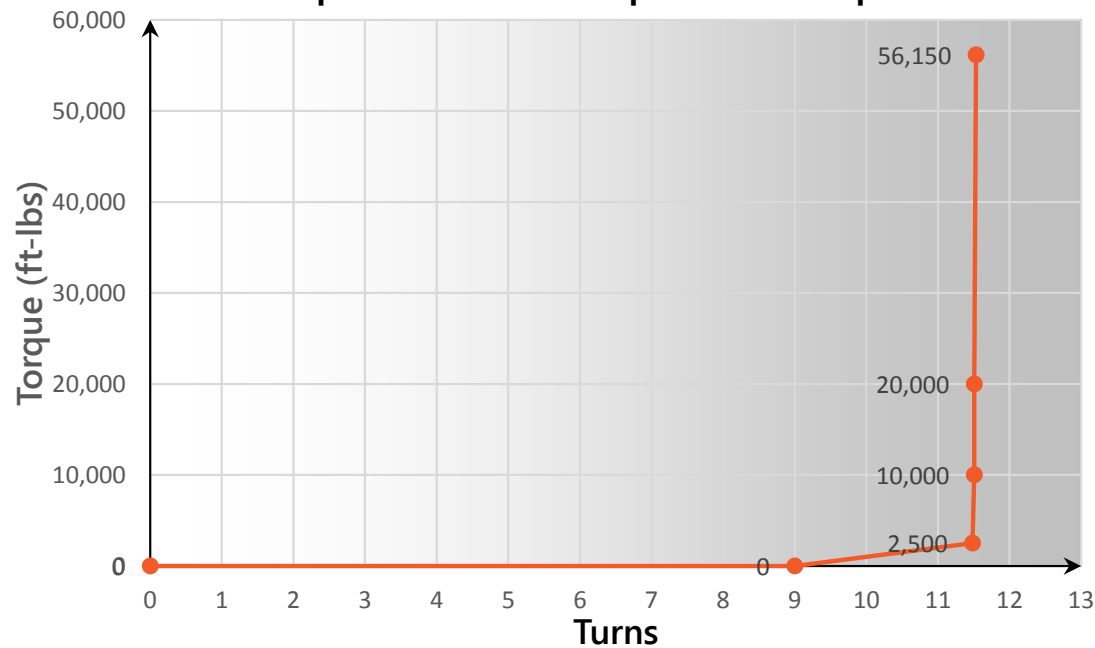
Torque Data Sheet - Precision Connections BK

9.625 in. 40 lb/ft P-110 with 10.625 in. Coupling OD

Min Make Up Torque	10,000	ft-lbs
Max Make Up Torque	56,150	ft-lbs
Optimum Torque	20,000	ft-lbs

Max Operating Torque	63,600	ft-lbs
Yield Torque	74,850	ft-lbs

Representative Torque Turn Graph



v1.2

7/26/2018