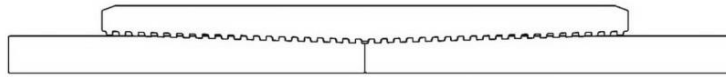




Keeping You Connected.

Precision Connections BK

9.625 in. 47 lb/ft Q-125 with 10.625 in. Coupling OD



SEMI
PREMIUMCONNECTIONS
FIELD TESTED. FIELD PROVEN.

Pipe Body

| | | |
|-----------------------------|---------|---------------------|
| Nominal OD | 9.625 | inches |
| Nominal Weight | 47.00 | lb/ft |
| Wall Thickness | 0.472 | inches |
| Plain End Weight | 46.14 | lb/ft |
| Drift | 8.525 | inches |
| Nominal ID | 8.681 | inches |
| Grade | Q-125 | |
| Min Yield | 125,000 | lbf/in ² |
| Min Tensile | 135,000 | lbf/in ² |
| Critical Section Area | 13.572 | in ² |
| Pipe Body Yield Strength | 1697 | kips |
| Min Internal Yield Pressure | 10,730 | psi |
| Collapse Pressure | 5,640 | psi |

Connection

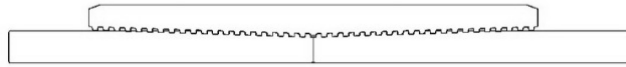
| | | |
|--------------------------|---------|-----------------|
| Coupling OD | 10.625 | inches |
| Coupling Length | 9.625 | inches |
| Make Up Loss | 4.813 | inches |
| Critical Section Area | 18.558 | in ² |
| Internal Pressure Rating | 100% | |
| External Pressure Rating | 100% | |
| Tension Efficiency | 100% | |
| Connection Strength | 1697 | kips |
| Compression Efficiency | 100% | |
| Uniaxial Bend Rating | 53.9 | ° / 100 ft |
| Min Make Up Torque | 10,000 | ft-lbs |
| Yield Torque | 111,500 | ft-lbs |



v1.2

7/26/2018

This documentation contains confidential and proprietary information not to be reproduced or divulged in whole or in part to anyone outside of your company without prior written authorization from Precision Connections, LLC, and such documentation and information is provided to you upon such conditions of confidentiality.



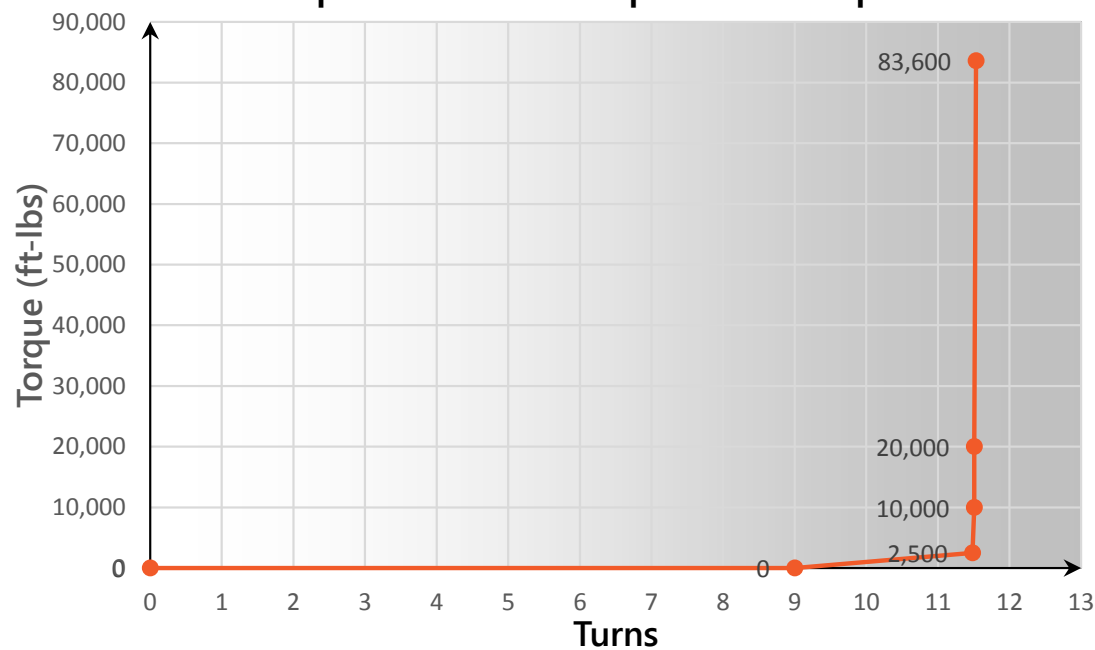
Torque Data Sheet - Precision Connections BK

9.625 in. 47 lb/ft Q-125 with 10.625 in. Coupling OD

| | | |
|--------------------|--------|--------|
| Min Make Up Torque | 10,000 | ft-lbs |
| Max Make Up Torque | 83,600 | ft-lbs |
| Optimum Torque | 20,000 | ft-lbs |

| | | |
|----------------------|---------|--------|
| Max Operating Torque | 94,750 | ft-lbs |
| Yield Torque | 111,500 | ft-lbs |

Representative Torque Turn Graph



v1.2

7/26/2018