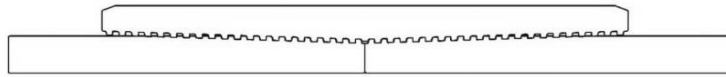




Keeping You Connected.



SEMI
PREMIUMCONNECTIONS
FIELD TESTED. FIELD PROVEN.

Precision Connections BK

9.625 in. 53.5 lb/ft HC-L80 with 10.625 in. Coupling OD

Pipe Body

Nominal OD	9.625	inches
Nominal Weight	53.50	lb/ft
Wall Thickness	0.545	inches
Plain End Weight	52.85	lb/ft
Drift	8.500	inches
Nominal ID	8.535	inches
Grade	HC-L80	
Min Yield	80,000	lbf/in ²
Min Tensile	95,000	lbf/in ²
Critical Section Area	15.546	in ²
Pipe Body Yield Strength	1244	kips
Min Internal Yield Pressure	7,930	psi
Collapse Pressure	7,510	psi

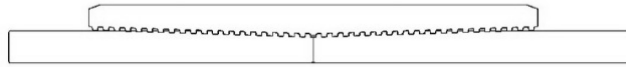
Connection

Coupling OD	10.625	inches
Coupling Length	9.625	inches
Make Up Loss	4.813	inches
Critical Section Area	18.558	in ²
Internal Pressure Rating	100%	
External Pressure Rating	100%	
Tension Efficiency	100%	
Connection Strength	1244	kips
Compression Efficiency	100%	
Uniaxial Bend Rating	34.5	° / 100 ft
Min Make Up Torque	10,000	ft-lbs
Yield Torque	88,000	ft-lbs

v1.2

7/26/2018

This documentation contains confidential and proprietary information not to be reproduced or divulged in whole or in part to anyone outside of your company without prior written authorization from Precision Connections, LLC, and such documentation and information is provided to you upon such conditions of confidentiality.



Torque Data Sheet - Precision Connections BK

9.625 in. 53.5 lb/ft HC-L80 with 10.625 in. Coupling OD

Min Make Up Torque 10,000 ft-lbs

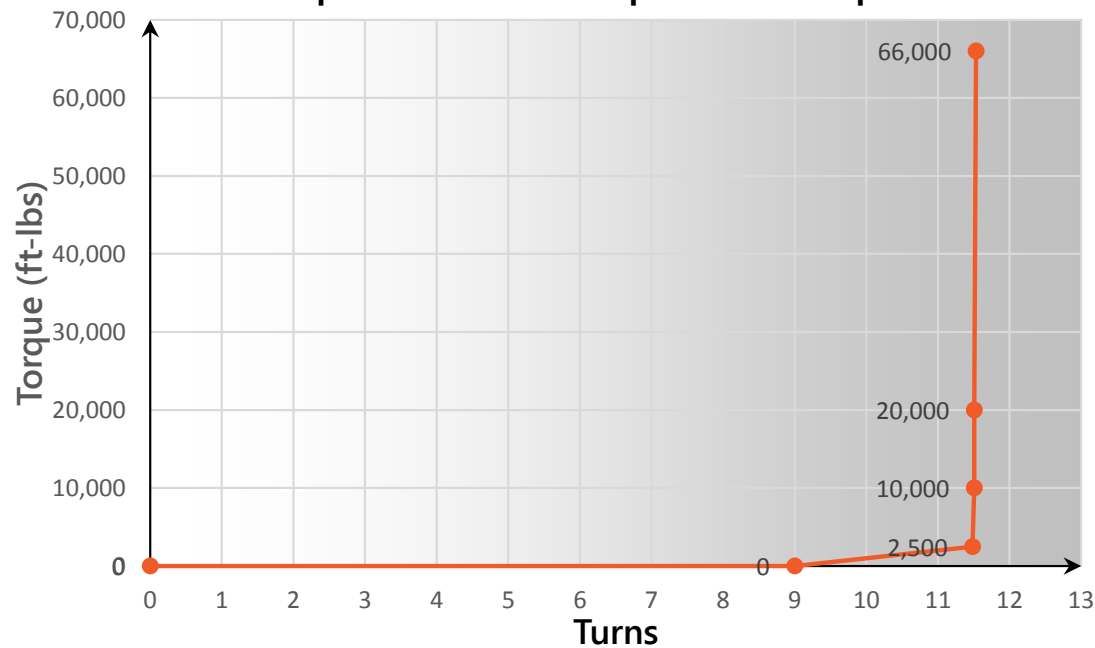
Max Make Up Torque 66,000 ft-lbs

Optimum Torque 20,000 ft-lbs

Max Operating Torque 74,800 ft-lbs

Yield Torque 88,000 ft-lbs

Representative Torque Turn Graph



v1.2

7/26/2018